



A very festive edition of
ART BEAT
December 2023

Merry
Christmas

EDITORS' PAGE

Have you ever wondered how 2 people can co-create the LAS Newsletter? Here is an insight into this edition's creative process ...

Sandy "Gerry, what do we put into the Xmas edition now that all the workshops and exhibitions are over?"

Gerry "How about we make it jam-packed with Xmas cheer - recipes, funnies, Santas."

Sandy "Ok. I'll find over-the-top Xmas backgrounds and add more Xmas balls to every page than anyone has ever seen before."

Gerry "That would be great. Show me what you mean."

Sandy "Ok you open the program on your computer and I'll open it on mine and we can work on the page with the invitation to the Xmas party together. Ok. Let's pop the poster on first ... Mmmm - it's narrow. So much space top and bottom. How about we fill the bottom with a waterfall of Xmas decorations. Like this."

Gerry "Oh yeah I like that. Oh I found one. How's this?" Gerry drops in an image from her computer. It shows up on Sandy's computer ...

Sandy "Gerry that's a cartoon starfish with a face - not a Xmas star! No!" Sandy presses DELETE ...

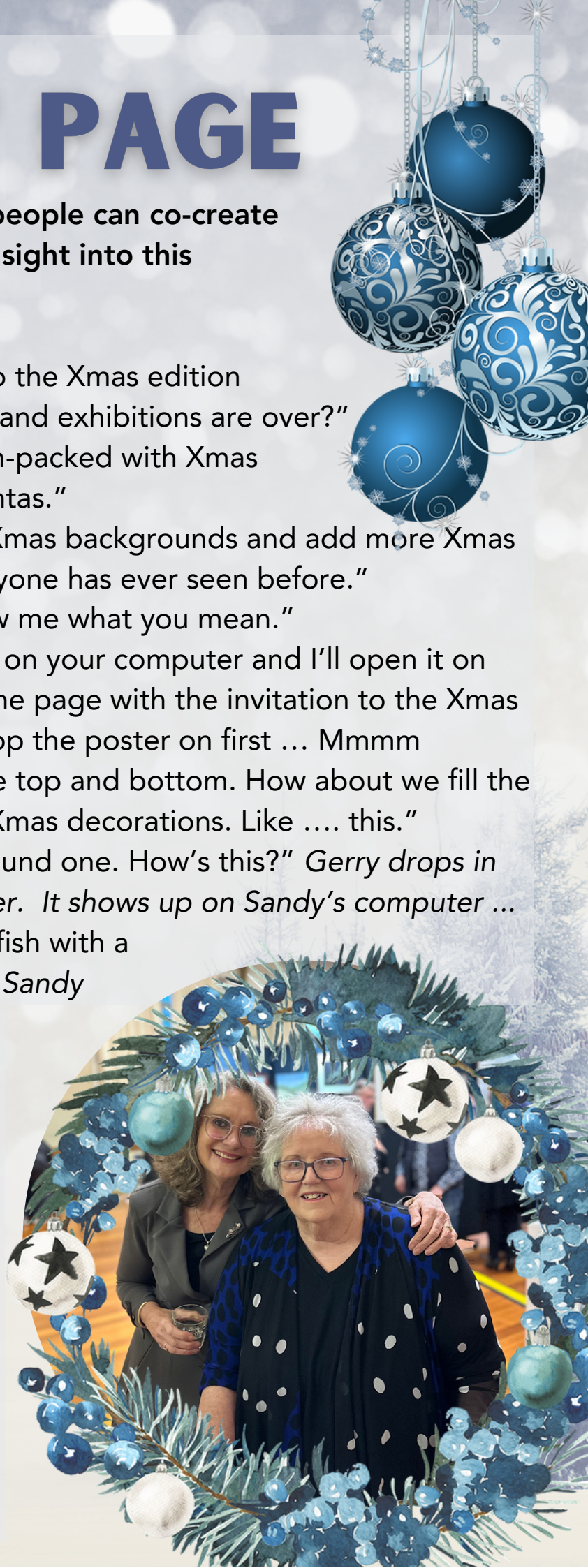
Gerry "What about this?" Gerry drops another image in on her end that shows up on Sandy's computer ...

Sandy "What is that?"

Gerry "I don't know - just wanted to annoy you!"

Sandy "I'll quit as Assistant Newsletter Editor!"

Gerry "Nooooo - I'll be good. I promise!"





Gerry *DELETES* whatever that was she added to the page ...

Sandy "Sure you will! Ok more balls. Let's layer them to make it look more 3 dimensional. And let's now fill the top with a hanging one and some holly."

Gerry "You have about 30 layers on this page."

Sandy "Yeah I know (laughing). Let's hope it's no too much for the Flipbook App! There you go. It's done! What do you think?"

Gerry "Love it. Now do it to the rest of the book!"

Sandy "Ergh - you are one mean slave driver Chief Editor!"

Gerry "Oh you love me - now off you go!"

Sandy "Fine. But don't you go adding cartoon starfish. I will hunt them down and delete them".

Gerry "I'll add one and place in an obscure spot and I bet you won't find it".

Sandy "Is that a challenge? I bet if I miss it, one of our readers will find it. Hey that's an idea! A Xmas Challenge to see who actually reads the newsletter?" Like a 'Where's Wally' only it's 'Where's Gerry's Xmas Starfish! Great idea. Let's do it. And lets have a prize for the first person to email you with the location!"

Gerry "Love it! You're a gem! You have the same sense of humour as me!"

Sandy "God help us both!"

**So dear reader - an insight into our 'creative process' -
and a challenge!**

Where is Gerry's Xmas Starfish?

Happy searching

and Merry Christmas from your Editors!





Presidents report

Dear Members,

The year behind us has gone in a busy blur of activity for the Launceston Art society. Now we are planning end of the year activities and some quieter times.

Many of us are planning Christmas shopping and events surrounding the festive season. Planning beach holidays and summer recreation. I am looking forward to some relaxing time to 'Art.'

Christmas does not mean the same to all of us but the time of year is a time to slow down and enjoy family and friends.

Thank you all for making 2023 a great year for our society in whatever way you have contributed. We have had a good balance of work and fun. My sincere best Wishes for the Festive Season.

Best regards

Tess





Our last painting day at the studio is December 6th, so make sure you get your art fix before then!

We'd love you join us on the following Wednesday, Dec 13th for our Christmas Party.

Check out the Artbeat notice (page 6) and RSVP by Dec 1st to save your spot!

We'll be back in full swing on Jan 17th, 2024 with even more creative adventures!





**Congratulations to
the LAS Members
winning &
exhibiting
across the State ...**



"Presence" at Westbury:

Major Art Award : **Brad Quinn**

Essence of the Valley: **Gerry Jensen**

Encouragement Award: **Garry Billing**

"ArtEx"

Central Coast Council Acquisition Award:

Richard Klekociuk

Best Oil Award: **Brad Quinn**

Leonie Hiscutt MLC Mixed Media Award: **Sandra**

Henderson

Anita Dow, MP Acrylic Award

Honourable Mention:

John Doyle

Gerry Jensen
Essence of the Valley
Winner
Presence Exhibition, Meander



Essence of the Valley
Award

Winner
Gerry Jensen
"A Moment"

Impression of awe-inspiring views across the valley glimpsed through shafts. Very evocative of the area.

Sponsored by

Gerry Jensen
A MOMENT
Pastel
\$950

A moment when the sun sets bringing dusk than night all the morning when the streaks of light make its presence felt.

Congratulations!



**Congratulations
Richard Klekociuk
Winner of ArtEx 2023 with his painting
Turners Beach Stones Out Of Context**



Whip up a Festive Christmas Recipe

Once upon a time, back in 1964, my family decided to pack up and head back to England, filling my 12-year-old self with excitement and adventure. Imagine swapping beach play for snowmen and snowball fights! But, let's focus on the real star of the story: my first-ever cookbook. It may be a little rough around the edges, with crumpled pages and some recipes permanently inked onto the paper, but it's still my go-to source for classic dishes. So, I thought I'd whisk you back to a time when simple food was all the rage with a recipe from the good old 60's. Gerry.

Cakes 174

CHRISTMAS CAKE I

8 oz. butter or margarine
grated rind of 1 small lemon
10 oz. plain flour
1 tablespoon treacle
1 oz. chopped angelica
2 oz. chopped mixed candied peel
 $\frac{1}{2}$ teaspoon vanilla essence
 $\frac{1}{2}$ teaspoon each mixed spice and cinnamon
8 oz. brown sugar
5 eggs
 $\frac{1}{2}$ teaspoon baking powder
2 oz. chopped glacé cherries
12 oz. cleaned currants
12 oz. seedless raisins (or small raisins and sultanas mixed)
about 2 tablespoons sherry
 $\frac{1}{4}$ teaspoon salt

Soften butter and beat well. Add sugar and beat together until soft and creamy. Add grated lemon rind and beat in eggs, one at a time, sifting in a little flour after each. Stir in treacle, then stir in remaining sifted powdered ingredients in three stages, mixing in about a third of the cleaned fruit, etc., after each addition of flour. Stir in sherry at the last, making a good consistency that requires a shake to leave the mixing spoon.

Put mixture into a $8\frac{1}{2}$ —9-inch cake tin, previously lined with triple thickness of greaseproof paper. Spread mixture level to sides of tin. Pre-heat oven to very moderate and reduce to slow after 15 minutes. Bake for about 3—3 $\frac{1}{2}$ hours. Do not remove cake from oven until richly browned and very slightly shrunk from sides of tin, or test with warmed skewer.

When cake is sufficiently browned, cover top with greaseproof paper until end of cooking time, to prevent burning.

CHRISTMAS CAKE II

6 oz. margarine
1 tablespoon black treacle
8 oz. raisins, stoned or seedless
2 tablespoons marmalade or
4 oz. finely chopped candied peel
 $\frac{1}{2}$ teaspoon grated nutmeg
1 level teaspoon bicarbonate of soda
6 oz. granulated sugar
12 oz. self-raising flour
8 oz. sultanas
4 oz. currants
4 eggs
juice of 1 lemon
1 teaspoon mixed spice
1 teaspoon almond flavouring
3 tablespoons hot milk
2 tablespoons rum or brandy

Cream the fat and sugar together as thoroughly as if making a feathery sponge cake, because this is as important in a heavy rich cake as in any other kind. Beat in the treacle next, then stir in all the fruit and the marmalade or peel.

Puddings 136

CHRISTMAS PUDDING

8 oz. flour
8 oz. breadcrumbs
1 lb. suet
1 lb. currants
1 lb. raisins
8 oz. sultanas
8 oz. sugar
4 oz. candied peel
4 oz. glacé cherries
gravy browning
1 lemon
4 oz. almonds
 $\frac{1}{2}$ teaspoon mixed spice
 $\frac{1}{2}$ teaspoon cinnamon
 $\frac{1}{4}$ teaspoon salt
2 tablespoons marmalade
1 gin. brandy or sherry
5 eggs

milk to mix

Blanch and chop almonds. Clean the fruit by rubbing it in flour on a sieve. Chop peel and cherries. Mix all the dry ingredients together. Beat the eggs and add them with the marmalade, brandy or sherry, lemon juice and sufficient milk to give a stiff dropping consistency. Add gravy browning to colour the mixture light brown — it will be darker when cooked. Grease basins and three-quarters fill them with the mixture. Cover with greased paper and steam for 8 hours, or boil for 5 hours. These puddings will keep for 1 to 2 months and are best made a month before use. When pudding is required for use, steam for 3 hours and serve with golden, lemon or hard sauce (see page 161).

PRINCESS PUDDING


4 to 6 Servings
4 oz. margarine
4 oz. self-raising flour
1 teaspoon salt
4 oz. stoned raisins or sultanas
grated rind of lemon
4 oz. sugar
2 eggs
1 oz. chopped candied peel
2 oz. currants
few chopped nuts

Cream fat and sugar, beat in the whisked eggs, stir in the flour and other ingredients with the salt. Steam 1 $\frac{1}{2}$ hours or bake. Serve with sweet white sauce (see page 161).

BREAD AND BUTTER PUDDING

4 to 6 Servings
6 slices bread and butter
2 eggs
4 oz. sultanas
1 pint milk
2 oz. sugar

Cut off the crusts and arrange the bread in layers in a greased pudding dish. Sprinkle sultanas between the layers. Beat the eggs, mix in the

A gallery setting with a light gray wall and a wooden floor. A framed sign with a dark brown border is mounted on the wall. In front of the sign, two silver stanchions are connected by a red tinsel rope. To the left, a silver floor lamp is partially visible.

**Let's recap
our recent
exhibitions!**

Opening of
Connection & Friendship

Art Exhibition

Friday October 20, 2023

It was lovely to see so many people come along to be part of the opening of the latest LAS Exhibition Connection & Friendship at Legacy House. Artists, friends, members and supporters all agree that the 69 entries were extraordinary, and that LAS certainly consists of many talented individuals.

The event was opened by President Tess Way and Peter Pfundt representing Legacy. There were many people to thank including Rachel Howell for curating the exhibition, the incredible 'hanging team', Exhibitions Officer Joanna and her helpers for all of their hard work, Carolyn for her delicious spread, Gerry for the donation of her beautiful painting for the raffle and all the members who contributed to the body of work.

The exhibition is a credit to you all and a lovely way to end the year.







Peoples Choice Award

Richard Klekociuk for his work
"Connecting with Nature".

Raffle:

1st Prize A wonderful painting by Gerry Jensen
won by Sheila Maag

2nd Prize A large Kangaroo Paw and 2 bottles of wine
won by Liza Snow

3rd Prize A small Kangaroo Paw and a bottle of white wine
won by David Scarborough

All winners were delighted with their prizes
Just look at Sheila's face!

WELCOME NEW MEMBERS

At the end of October, 2023,
LAS had 144 members
which includes:

9 Life Members

3 Students

5 Friends of LAS

2 NEW Members for the month

Jenny Davis - Prospect

Stephanie Honey - Deloraine

2 RENEWALS for the month

Catherine Phillips - Launceston

June Wilson - Latrobe



Recapping our final Workshops for 2023


Richard Klekociuks' Colour Profiling workshop

The workshop was held on November 18th and was the perfect finish to 2023. This was a very popular, filling quickly.

Richard gave us a fresh take on colour drawing. We learned about the different types of colour pencils and paper, and how to sharpen a pencil without butchering it!

With a whopping 150 coloured pencils at our disposal, we got to work creating our own colour charts and picking our favourite shades. It was like a treasure hunt, but with colours instead of gold.

At the end of the day, we all had our own unique creations thanks to Richard's expert guidance. But the fun didn't stop there! Leanne won a prize in the lucky draw. And as if things couldn't get any better, Richard has agreed to host another workshop next year with even more techniques to explore. A huge shoutout to Tess for taking over for Susie after lunch.. It was an awesome day filled with art, laughs and new knowledge..





RACHEL HOWELL - STILL LIFE IN OILS

Rachel's workshop on October 21st offered four still life stations with shiny surfaces and lamps to teach participants about light, shadow, and textures. The workshop covered color mixing, simplifying drawings, and using a base coat on a board. Rachel's simplified approach to outlining shapes and paying attention to angles and overall design was demonstrated. Participants learned how to mix and blend colors using a limited palette suitable for Tasmanian landscapes. The task was to complete a still life in oils and interpret the subject matter without painting every detail or using every color. Warm light casts cool shadows, while cool light casts warmer shadows, and shadows are rarely one color but rather a mixture of colors.

Rachel's pro tip: hot colors are all about being up close and personal, while cool colors take a step back.

Thank you Rachel for another fabulous workshop.





An Ode to LAS in 2023

by Gerry Jensen
(and a bit by Sandy at the end!)

What a great year and a great start,
Planning a year of painting,
drawing and art.

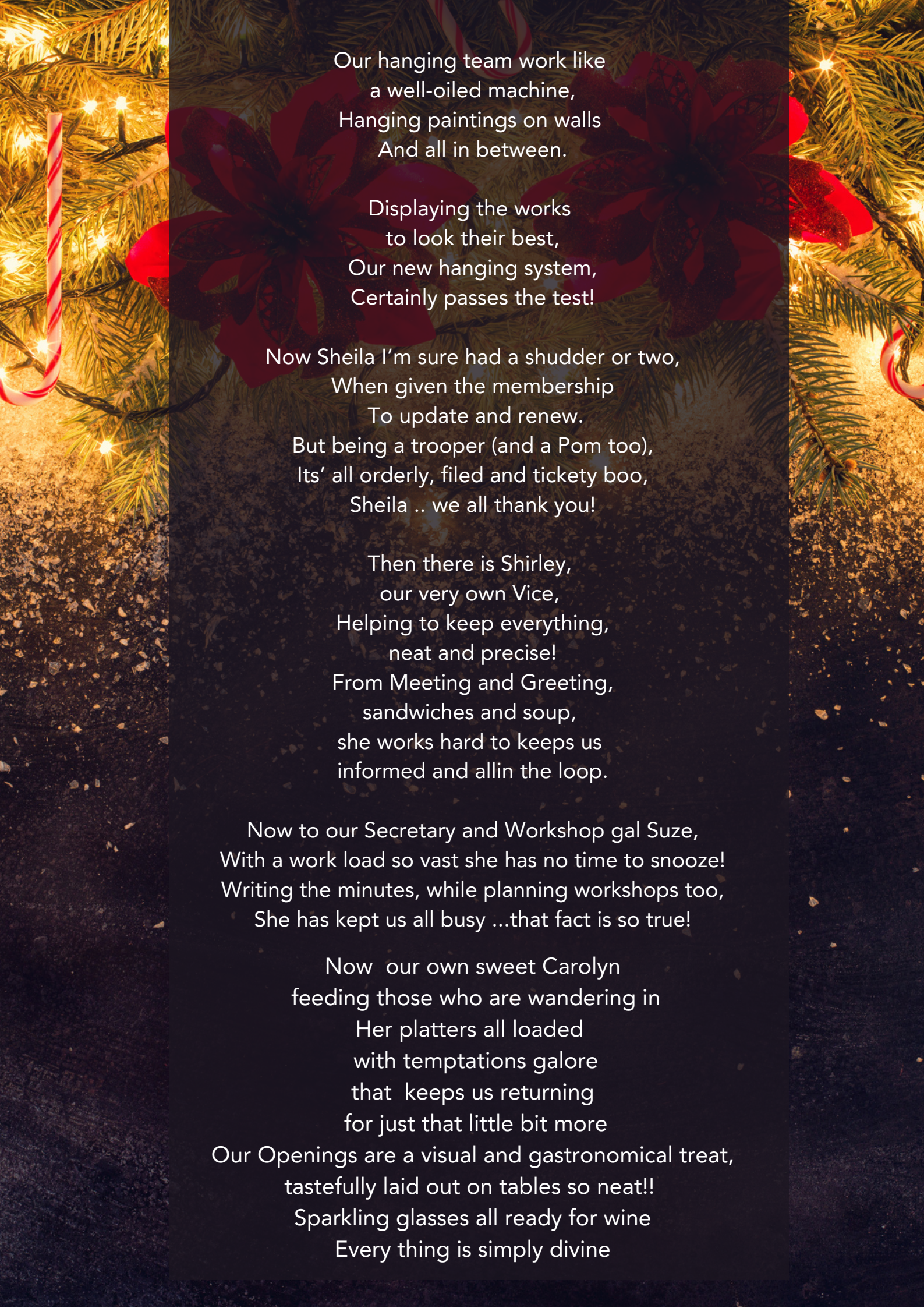
The committee this year
was on the thin side,
But those who took Office
Accepted with pride.

President Tess was all in a spin,
Accepting the job,
After being dobbed in!

She rallied the troops
while keeping her calm
encouraging all
with her sweet gentle charm!!

Mary, Shirley & Joanna too,
worked their magic
as Exhibitions & Media Crew.
Chasing up places to hang and display,
so all runs smoothly on Opening Day!

Joanna is a spread sheet whizzaroo,
collating, labelling and much more too
So all our records are
hunky dory and true.



Our hanging team work like
a well-oiled machine,
Hanging paintings on walls
And all in between.

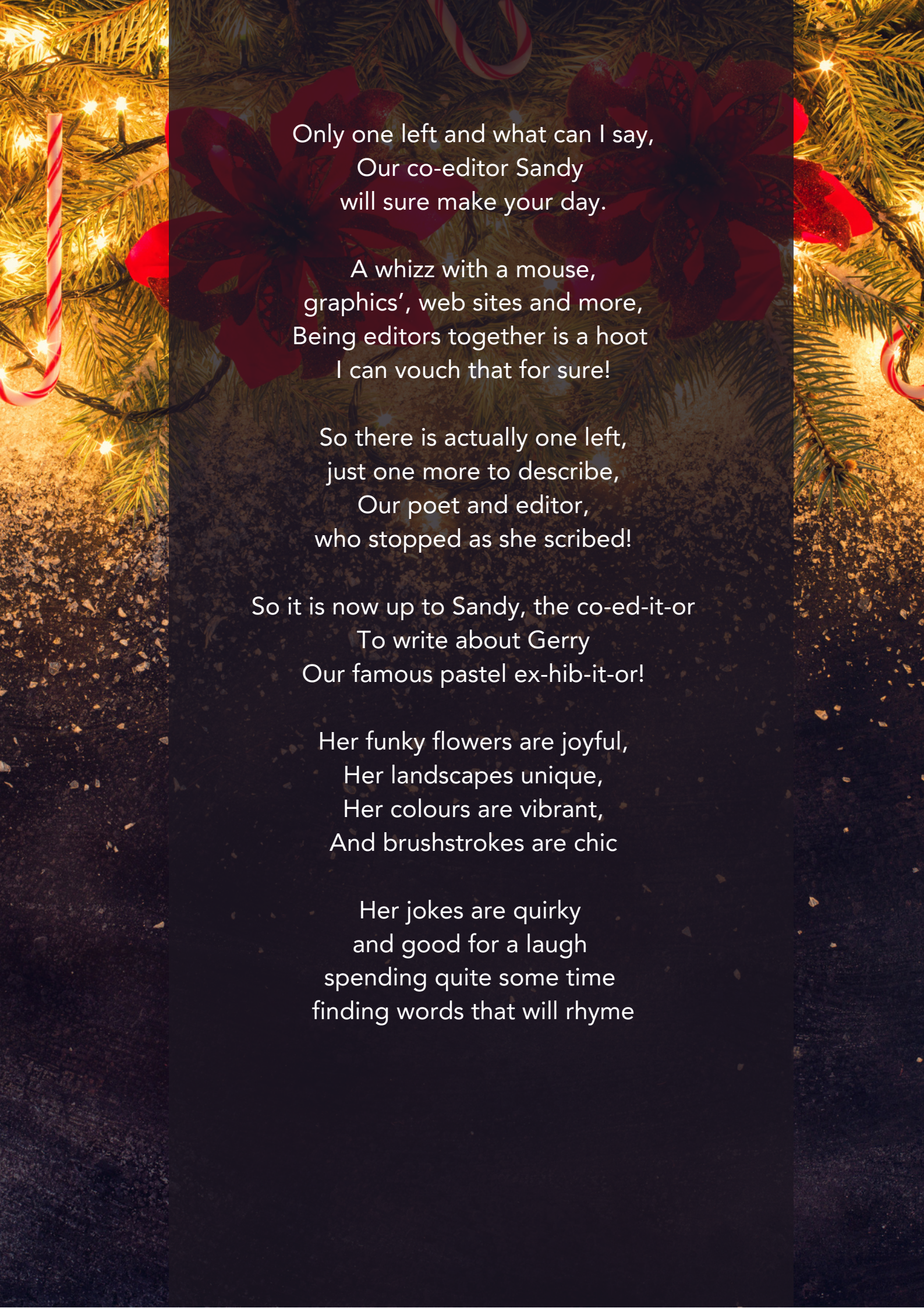
Displaying the works
to look their best,
Our new hanging system,
Certainly passes the test!

Now Sheila I'm sure had a shudder or two,
When given the membership
To update and renew.
But being a trooper (and a Pom too),
Its' all orderly, filed and tickety boo,
Sheila .. we all thank you!

Then there is Shirley,
our very own Vice,
Helping to keep everything,
neat and precise!
From Meeting and Greeting,
sandwiches and soup,
she works hard to keeps us
informed and allin the loop.

Now to our Secretary and Workshop gal Suze,
With a work load so vast she has no time to snooze!
Writing the minutes, while planning workshops too,
She has kept us all busy ...that fact is so true!

Now our own sweet Carolyn
feeding those who are wandering in
Her platters all loaded
with temptations galore
that keeps us returning
for just that little bit more
Our Openings are a visual and gastronomical treat,
tastefully laid out on tables so neat!!
Sparkling glasses all ready for wine
Every thing is simply divine



Only one left and what can I say,
Our co-editor Sandy
will sure make your day.

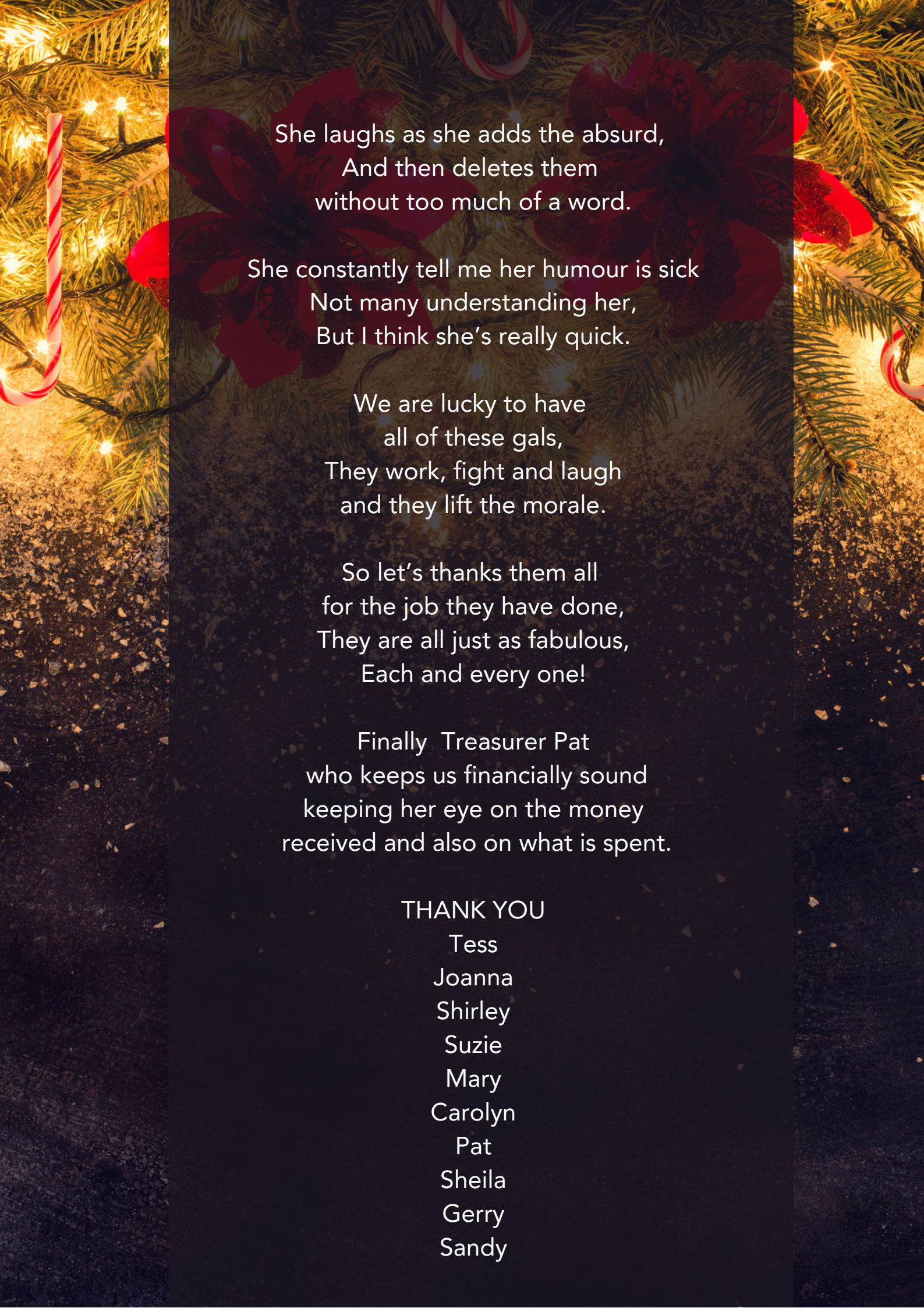
A whizz with a mouse,
graphics', web sites and more,
Being editors together is a hoot
I can vouch that for sure!

So there is actually one left,
just one more to describe,
Our poet and editor,
who stopped as she scribed!

So it is now up to Sandy, the co-ed-it-or
To write about Gerry
Our famous pastel ex-hib-it-or!

Her funky flowers are joyful,
Her landscapes unique,
Her colours are vibrant,
And brushstrokes are chic

Her jokes are quirky
and good for a laugh
spending quite some time
finding words that will rhyme



She laughs as she adds the absurd,
And then deletes them
without too much of a word.

She constantly tell me her humour is sick
Not many understanding her,
But I think she's really quick.

We are lucky to have
all of these gals,
They work, fight and laugh
and they lift the morale.

So let's thanks them all
for the job they have done,
They are all just as fabulous,
Each and every one!

Finally Treasurer Pat
who keeps us financially sound
keeping her eye on the money
received and also on what is spent.


THANK YOU

Tess
Joanna
Shirley
Suzie
Mary
Carolyn
Pat
Sheila
Gerry
Sandy

Maybe there was a creature stirring after all.



Christmas Laughs



REMINDER



LAS MEMBERSHIP FEES ARE NOW DUE

Full membership \$45

Social membership \$25

Student \$20

Children under 12 free

The Launceston Art Society's membership fees are for a calendar year, the period 1 January 2024 to 31 December 2024 and are due by 1 January 2024.

We would appreciate your fees being paid into the LAS bank account.

Details are:

Account Name: LAS

BSB 067003

Account number 28016820

Please reference with your initial, surname and renewal eg J Bloggs renewal. Cheques can be posted to LAS, PO Box 1476, Launceston 7250.

Please email Sheila Maag the membership officer, lasinternetters@gmail.com, if you would like any of your contact details updated. We wish to advise that since we began offering half price membership from 1 July, full membership fees paid from mid November no longer receive a credit for the following year.

We hope you would like to continue with your membership and we look forward to receiving your subscription payment.

Sheila Maag

Membership Officer



Annual General Meeting 2024

Our Annual General Meeting is quickly approaching (in February next year) and we're looking for some new faces!!

This is the perfect opportunity to join those who have previously volunteered and shared their unique perspectives and experiences together so we can develop an agenda that meets our goals for 2024.

Let's make this AGM meeting a memorable one! If you have any queries re meetings or if you would like to learn more about positions, we want to hear from you.

Don't hesitate to contact our President on 0419 341 80 More details and nomination forms coming soon!



GLOVER PRIZE ENTRIES NOW OPEN

Be in the running to win 2024's \$75,000 prize by entering at <https://www.johnglover.com.au/>

Exhibition is on Saturday 9th and Sunday 17th March 2024 featuring the 42 finalists' paintings at Falls Park Pavilion in Evandale, Tasmania.

Entries close on Friday 26th January 2024 at 6:00pm (AEST).



Big shout out to you, our awesome members

We owe you a colossal thank you !
You rock!

Merry Christmas from your committee

President Tessa

Vice President Shirley

Secretary & Workshops Susie

Treasurer Pat

Exhibitions Joanna

Publicity & Media Mary

Membership Officer Sheila

Newsletter Gerry & Sandy

Catering or the Platter Queen

Carolyn



LAS 2023
Committee Positions & Contact Details

EXECUTIVE

President	Tessa Way	0419 341 780	tessway@bigpond.com
Vice President	Shirley Pitt	0459 980 721	shirleyj48@hotmail.com
Public Officer	Shirley Pitt	0459 980 721	writetosusiej@outlook.com
Secretary	Susie Shaw	0418 360 668	writetosusiej@outlook.com
Treasurer	Pat Cullen		lasinternetters@gmail.com

PORTFOLIOS

Exhibitions Coordinator

Joanna Castle 0408 624 681 lasinternetters@gmail.com

Newsletter Editor

Gerry Jensen 0408 103 796 tangtoo@iprimus.com.au

Assistant Editor

Sandy Astill 0412 240 190 sandra.astill@bigpond.com

Membership Officer

Sheila Maag lasinternetters@gmail.com

Publicity Officer

Mary Stary lasinternetters@gmail.com

Social Activities Officer

Shirley Pitt 0459 980 721 shirleyj48@hotmail.com

Workshop Coordinator

Susie Shaw 0418 360 668 writetosusiej@outlook.com

Postal Address

Launceston Art Society
PO Box 1476
Launceston TAS 7250

Headquarters

LAS Inc. Ground Floor
RSL Building
313 Wellington Street
Launceston

Payments

EFT: Launceston Art Society, BSB 067003 ACC 2801 6820

Please include your name and abbreviated description for deposits

Cheque: to postal address (above)

Cash: To Treasurer or Workshop Coordinator