


# artbeat

LAUNCESTONARTSOCIETY

December 2015 The Quarterly Newsletter of the Launceston Art Society



*Carlene Bullock - Along Church Lane / Major Prize winner Meandering 2015*

# CONTENT

- 2 President's Palette
- 3 Members Memos
- 4/5 Meandering 2015 Winners
- 6/7 Meandering 2015 Opening Night
- 8 LAS Honour Roll
- 10/11 Artists in School
- 14/15 Exhibitions
- 16/23 Workshop Reports
- 24 Upcoming Workshops
- 26 LAS Committee
- 27 LAS Membership
- 28 2016 Exhibitions
- 31 Workshop Details



**Carlene Bullock**  
President

*It is most unusual for me to be looking back on the past year when it is still only November. I usually buy a Christmas present or two in September or October and think that I have done so well that I do nothing until very close to Christmas when panic really sets in. A lot of our family have birthdays in October, November and December and yes, I know, at my age and their ages perhaps a*

## President's Palette

*present is no longer necessary or a good idea but I am such a good shopper it would be a shame not to keep up my skills.*

*The LAS year may have been same old, same old. Triple A in February, Glover Lover's get together in March, in the doldrums in Winter- I did think it was never going to end- Holy Trinity to get us moving, CAST in early Spring, Meandering in November but there were lots of special moments and achievements in amongst the routine. I still giggle about the Fire Engine Episode at Artists in Action, at Holy Trinity we celebrated our ten year anniversary with cake and said thank you to Harvey for his contribution as our Patron and to the Capital Chemist Group for their years of sponsorship, and welcomed a new sponsor. At Eskleigh's Tasmanian Art Awards we enjoyed the display of the resident's work again and a continuation of our sponsorship from Capital Chemists.*

*Two lovely new members joined the ranks of Artists in Schools for Meandering and of course we had bus trips- found a lovely shop in Bridport- and John is the best driver, he even arose from his sick bed to take us. The lollies were good too but Aileen is still recovering from The Sidling. I'm sure someone took photos to use in their artwork.*

*A big thank you to you, our members, for your gallery and exhibition sitting and for enjoying the resident's company at Art Therapy. Thank you for continuing to paint and exhibit your work and a special thank you for taking the plunge if you exhibited for the first time. The Meander Valley Council is a very generous sponsor and is most appreciative of the visits our members make to the schools in the area, so thank you to Kate Frankcombe, Karen Armstrong, Aileen Gough, Carol Gale and Rachel Howell. A big thank you to Margaret Baker and Rosemary Jack for undertaking a special project for Meandering at Giant Steps and for their regular visits during the year.*

*The committee continues to spend time and effort, not only by attending meetings but in so many other ways and I would like to thank them all for their time and attention.*

*I hope you all have the sort of festive season you enjoy and as much time for your artwork as you want in 2016. See you on the beach.*  
*Carlene.*

## Members Memos



**Diana Lord**  
Membership Officer

The Committee and members of the Launceston Art Society Inc. extend a warm welcome to new members: Stephanie Quinn, Rosalie Kidd, Bruce Penn and Lynn Kelly. We look forward to meeting you and seeing your art in our exhibitions.

**Memo 1** SUBSCRIPTIONS – The 2016 Subscriptions are due to be paid in January. **Please note that FULL MEMBERSHIP is now \$35.**

**We no longer offer an early bird discount.**

You can pay this via the internet banking – BSB 067003 A/C # 28016820, or by cheque to The Treasurer, PO Box 1476 Launceston 7250, or by cash to George Green the Treasurer or another Committee member. Please fill in a Renewal/Application form which is available on the internet or in this edition of Artbeat.

**Memo 2** Roster for Eskleigh: A roster for the period up to and including the 19th December has been sent to the members whose names are on it. If you have received a copy of the roster please take note of the day you are sitting. If you do swap your day with another member please let me know ( Diana, 63911490 )

**Memo 3**

**AGM**

**MONDAY 8TH FEB 11.00am**



**Memo 4** Like us on Face Book.

more people are using Face Book every day!!! This is an easy way to spread the word about the Launceston Art Society.

**Memo 5** I would like to wish all members a very Happy Christmas and all the best for the New Year.

**Diana Lord**

## Members News

### ArtEx Winners

Several LAS members won prizes at the recent ArtEx competition. Congratulations to the following people:

#### Bill Cruz Drawing/Pen/Ink Award

Winner - Richard Klekociuk;  
Highly Commended - Lynne Hutchins

#### Leonie Hiscutt MLC Mixed Media Award

Winner - Suzanne Hennessey

#### Midway Furniture Oil Award

Winner - Rachel Howell

#### Senator Anne Urquhart Pastel award

Winner - Gerry Jensen

#### Quadrant Dentistry Water Colour Award

Winner - Margaret Coombes

● Congratulations to Richard Klekociuk on his newest venture. Richard has now produced an adult's colouring book and these are available to purchase at Philcam, Invermay.



## PRIZE WINNERS &amp; JUDGES' COMMENTS


**Meander Valley Council  
'Acquisitive Award'**

*'Along Church Lane'*

Carlene Bullock

Fits the theme – the ties of families to country churches the heart of small communities. Expressive brush strokes; loose, free and energetic. Amazing light and depth.


**Deloraine & Districts Community Bank 'Highly Commended'**

*'Let's talk'*

Gerry Jensen

Each image is strong enough to stand alone. Lovely asymmetrical compositions and wonderful use of negative space.


**Elemental Artspace Deloraine  
'Highly Commended'**

*'Extended Family'*

Darren Meader

Traditional landscape. Evocation of mood time, place – ties the land through the dairy industry.


**Lions Club of Hadpsen South Esk  
'Highly Commended'**

*'Missing Quamby'*

Pauline Winwood

Imaginative and different take on the theme. Lovely flow, brave choice of monochrome. Perfect for the reflectiveness of the piece.


**Tasplan Super  
'Highly Commended'**

*'Clear fell Control (Westbury)'*

Judy Nelson

Different interpretation of the theme. Careful construction.


**Meander Valley Council  
'Novice Award'**

*'Bound Together'*

Kate Frankcombe

Energy and intricacy. Ability to tie together disparate elements through clever use of line.


**Meander Valley Council  
'Encouragement Award'**

*'Our Valley'*

Julie Wickham

Unique interpretation of the landscape- pushing the boundaries of the theme.


**6ty° Essence of the Valley**

*'Where does it lead?'*

David Scarborough

Traditional landscape with a modern twist. Wonderful depth and colour.

# MEANDERING Opening Night



Carlene Bullock  
welcomes the audience



Aileen Gough and Karen Armstrong



Above left  
Eva Mehegan and Phillip Austen

Above  
Craig Perkins addresses  
the audience



Left  
Joan Loone, Helen Greene  
and Vonda Hardy

Below left  
Julie Monkhouse  
and Audrey Lockett admire  
Lynne Hutchins' pastel painting



Below  
Lynne Hutchins and Kacey Chandler





**Louise Skabo addressed the opening night crowd at Meandering 2015 and spoke about our latest inductee to the Roll of Honour. Her speech appears below.**

*Tied in with tonight's art exhibition is someone who has, for more than twenty years, generously supported the Launceston Art Society. The Society would like to officially recognise the contributions of Chester Bullock who has given both physical and fiscal support to the arts!*

*Physically, Chester has not only hauled, arranged to have carted and stored on his farm the hefty screens and awkward easels needed to display paintings at different venues at which the society has exhibited, but also, along with his son George, actually got out the welding equipment and constructed 4 magnificent screens when a dire need arose. These have proved invaluable.*

*According to Carlene Bullock, these loads of screens and easels were transported in the 1990's 'in a scary old Falcon and trailer!' Fiscally, Chester has been a mainstay sponsor of our art prizes. Now Chester loves his horses and he has been a wonderful sponsor in that field but we are very appreciative that he has also generously supported the Launceston Art Society about which his wife, our President, is passionate.*

*Chester and Carlene give a framing prize at "Meandering" exhibitions- the 'Essence of the Valley' Award- which the Meander Valley Council Mayor helps to choose, as well as prizes at the Launceston Art Society's Annual Acquisitive Award at Eskleigh and the People's Choice and door prizes at our annual "Celebrating Life" exhibition. This year, Chester and his 6ty° firm stepped up and sponsored the major acquisitive prize at the Holy Trinity Church exhibition.*

## LAS Honour Roll Chester Bullock

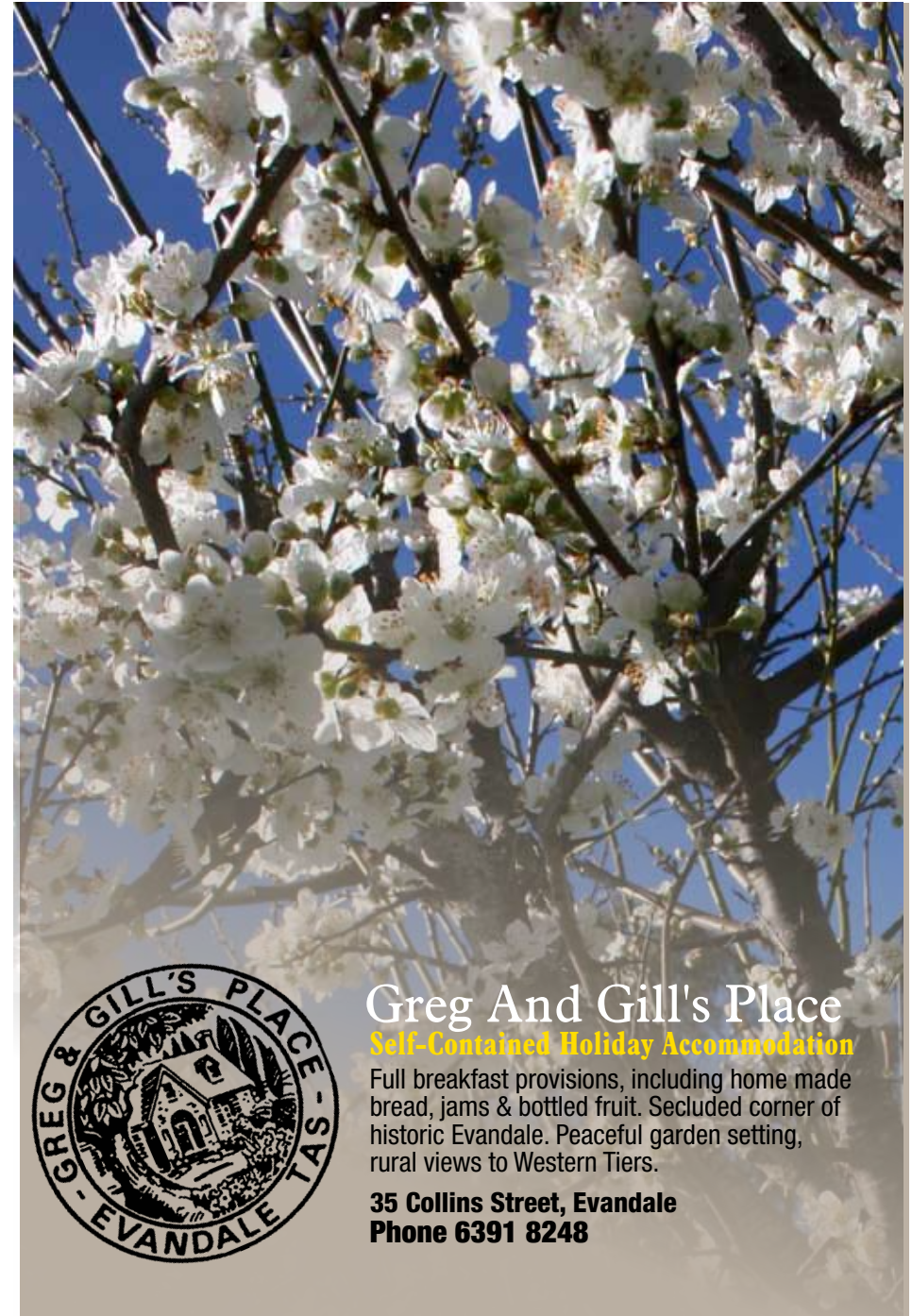



Chester Bullock



Louise Skabo congratulates Chester Bullock

*Chester has been gored by a bull, kicked by a horse and maybe even had a little figurative arm twisting by Carlene, but he has survived to be a most worthy recipient to join the Launceston Art Society's Roll of Honour. The Roll of Honour was established to recognise outstanding contributors to our society and we have pleasure in presenting Chester with this honour.*





### Greg And Gill's Place

**Self-Contained Holiday Accommodation**


Full breakfast provisions, including home made bread, jams & bottled fruit. Secluded corner of historic Evandale. Peaceful garden setting, rural views to Western Tiers.

**35 Collins Street, Evandale**  
**Phone 6391 8248**



**Karen Armstrong addressed the Meandering 2015 Opening Night audience and spoke about her experience with Art in Schools.**

The following is her speech....



Good Evening Everyone! I am here to speak about my experience - with Artists in Schools. Aileen Gough and I had the special privilege to attend 4 art sessions with Grades 3 and 4 at the Deloraine Primary School.

Oh! What a fabulous experience - The Teachers and the Principal were all very nice and helpful to us. The Children – Well what can I say - They were Wonderful little people. So bright, enthusiastic, artistic and inquisitive and not scared to have a go. We started each class with teaching the children how to sketch farm yard animals. This subject was close to their hearts as most of these children come from surrounding farms. They were so excited to learn to draw Hens, Sheep, Ducks, Roosters, chickens and a cows head. They actually requested to learn how to draw a horse and also a sheep dog. So we showed them that also. The faces of the children after they sketched the horse in particular were priceless.

They were so proud of themselves. The horses were drawn and painted really well and we complimented them on their artistic abilities. Of course some of the horses looked like dinosaurs but that didn't matter – they were having a great time indeed. After we finished the sketching - we then went into the School's lovely art room and they painted their drawings with acrylic paint. They loved doing this and asked many questions - Aileen and I gave them hints on the best way to use the paints.

This experience was really wonderful and we are looking forward to next year – to have another very special time with the kids. To all LAS members - please support Artists in Schools, if you can. You'll have such fun and have plenty of great and funny stories to share with your family and friends. Thank you.





Phone 0407 552 578  
Email: [pjwinwoodphotography@hotmail.com](mailto:pjwinwoodphotography@hotmail.com)  
Web: [www.paulinewinwoodphotography.com.au](http://www.paulinewinwoodphotography.com.au)

The background of the advertisement is a solid lime green color. Overlaid on this is a large, dark green, abstract graphic that resembles a stylized, flowing letter 'S' or a continuous line design. The text is placed within the negative space of this graphic.

**Graphic Design**

Brand Design/Management  
Design for Print  
Packaging/Label Design  
Exhibition / Display / Signage Design  
Website / E Book Design

**Ray Pethick Pty Ltd**  
**0418 581 783**  
**[info@raypethick.com.au](mailto:info@raypethick.com.au)**  
**[www.raypethick.com.au](http://www.raypethick.com.au)**





On Sunday, 22nd November at Eskleigh the latest LAS exhibition was officially opened. In front of a generous and enthusiastic crowd, Carlene made the welcome speech, Anne Solomon spoke of her work and how it has evolved and Wendy Honnor officially opened the exhibition.

The work is by Anne Solomon (the mother) and Fiona Duncan (the daughter) and is an eclectic mix of contemporary and traditional works in oils, acrylics and mixed media and is well worth a visit.



**MOTHER AND DAUGHTER**  
Exhibition of works by Anne Solomon and Fiona Duncan continues until early January 2016

See  
Page 28 for  
details on  
upcoming  
Exhibitions  
for 2016



# Vicki Chapman



## Spending the day with Auntie, Mum and Vicki Chapman at the Lino Printing Workshop

Starting the first day of the school holidays with my Auntie was lovely but both of us going to a lino-printing workshop was even better. My Auntie Carlene, my mum Anita and I drove out to the beautiful Waddle's Studio in Evandale and were happily greeted by Carolyn. I felt very welcomed after stepping inside to find tables put out and set up with a spot for each person, along with their lino printing pack and their nametag.

My Mum and I were lucky enough to sit at the very front so we had a clear view of the display. Our packs were sitting on each person's bench hook and they all had art paper, tracing paper, an Ezicarve block, tools and each person was given one of Vicki's gorgeous lino print cards as well. Vicki had set out two tables full of her cards and lino pieces and examples on display for us. We were lovely and warm because of the fire burning in the fireplace and we frequently had cups of tea.

After we had arrived and been introduced we started. Firstly we took our chairs up to the front and Carolyn gave us a welcoming talk. Vicki then told us of her experience. She then explained about lino printing and the do's and don'ts. After we heard all the information, we were ready to go.

Back at our tables we started to draw or trace the pictures we had brought with us. Everyone was very quiet and peaceful until one of the lights blew up! This caused a little commotion as smoke was spreading through the room, while we frantically tried to move our tables back. The electrician came and fixed the light so we had a lot of noise for a little while, but we were all completely safe.

I decided to make my lino print of my cat Lily; I was inspired by all of Vicki's cat prints. When I started drawing I was a little bit nervous and unsure of what I was doing. My Mum and Auntie were both on the right track and were almost ready to start carving. Once I finished the picture of my cat I had to press it onto my block which then left a print of it, flipped around the other way.

The biggest thing that confused me most was what to carve. When lino printing, you have to carve away everything you want to stay white (we were doing our prints only black and white). I couldn't get my head around what to carve first, and I'm sure a lot of others had this difficulty too. Vicki then came and helped me by teaching me a trick of squinting my eyes so they are almost closed and looking for the darker coloured parts in my photograph. Then start carving out the light bits that you could see from your photo. After doing this I was fine and knew exactly what I was doing.

We were busy carving up until lunchtime but we did stop to have some of Jill's delicious homemade apple cake at morning tea. Mum and Auntie Carlene gathered bakery orders from those who wanted to buy their lunch and went and collected their food. I stayed and finished doing my lino print. Once they were back I met everyone out in the beautiful garden and we all talked, drank cups of tea and ate the delicious food from the Evandale Bakery. I loved making lots of new friends and meeting the cat.

After lunch we were ready to print. Vicki cleared her examples away and set up two printing stations at each table. She showed how to roll the ink onto our block and make sure you don't get any terrible "hiccies" (dust, cotton etc.), then how to start rolling until the ink makes a hissing sound and the ink becomes all prickly. You then carefully place your art paper onto the block and push down on it from the middle outwards. Give it a good press with either your hands or a special flat tool and then carefully pull your paper away from the block. You have now finished your gorgeous lino print and need to hang it up to dry.

Everyone went home with their beautiful and unique lino prints, feeling very happy and pleased. Vicki was an absolutely amazing teacher and I was so glad to be taught by her. I learnt so many new things and I loved how organised she was. I loved making so many new friends with the other ladies and I didn't mind being the youngest at fifteen years old.

Altogether it was a lovely day and I can't imagine enjoying any other early Christmas present from my Auntie better. It was well beyond anything you could pay for. Thank you for a wonderful day Vicki and I think I might be graded an A from my art teacher at school because of it.

**Evelyn Cunningham**



# WorkshopReport

## Barry McCann's Acrylic Workshop




The day started with 16 eager participants ready to absorb what accomplished artist Barry McCann had to impart. Many were daunted with Barry's choice of subject, two topknot pigeons!



He explained that it was the texture of the rough ground the birds were standing on which was the key to the composition. Barry's lovely wife, Lucy McCann, equally accomplished as an artist, was also there to guide us, answering questions and giving advice throughout the day.

There were four steps that Barry took us through to get us to the finished piece. Firstly, the placement of the subject making sure it fits within the confines of the paper. Secondly, study the subject (in this case the birds) and look for shapes, the diamond of the head, triangle on the wing, rectangle here, square there etc. Next came the difficult part, for me anyhow, the drawing of the birds. **Lastly, the fun part, putting paint to paper.**



Barry explained his palette and how he goes about mixing his colours to get the correct tone. After painting the background, Barry demonstrated how to achieve the effect of pebbled ground through splattering. Our own splattering resulted in not only the paper being splattered but ourselves and most likely our neighbour as well. The pigeons were painted next, paying particular attention to the colour values.

Both Barry and Lucy stressed the importance of having regular breaks from your work which wasn't difficult with Gill's delicious morning and afternoon teas on offer. Thank you to Carolyn for organising such a wonderful workshop.

Anita Dixon.



## Lucy McCann's Watercolour Workshop



The Lucy McCann watercolour workshop was my second LAS workshop and like the first it offered more than I expected, wonderful professional tuition this time by Lucy and Barry McCann, a great venue, Greg & Gill's studio and the fun, friendship and support of those in the group and all of this was made possible by the organisational skills of Carolyn.

The workshop consisted of a step-by-step demonstration by Lucy, discussion of watercolour techniques and materials, together with individual help, encouragement and constructive comment (always with a smile) or praise by Lucy and Barry on our attempts of the subject matter.

Lucy provided the subject matter, a photo of a sunny seascape with the focal point being a breaking wave over rocks. The scene was filled with colour, contrasts and movement.

Firstly Lucy discussed the qualities of the materials we would use, the paint, the palette, the paper and the brushes, also the use of different techniques and their importance in achieving not only a successful watercolour painting but also the archival expectations if you sell your work.

As Lucy applied paint to paper she stressed the importance of observation, the elements of composition and the use of contrast, tone and colour. She also explained how the combination of the tonal values of lights against darks, the use of warm and cool colours and the techniques of soft and hard edges all contribute to making the painting come to life so the viewer can, in this case experience the spray of the water as the wave breaks over the rocks.

Louise shows her result



Lucy is not only a professional artist but is also one who is invited to judge artwork so she gave us an insight into what judges are looking for when choosing a prize winning watercolour painting.

Whether you were an accomplished watercolourist or a beginner, this workshop provided the technique and the inspiration to learn more, to work harder and to aim higher. A fun day and I hope Lucy and Barry visit again.

**Andrina Hoddinott**



Maureen receives a pointer from Lucy



Suzanne's result



Andrina contemplates her next move

# Workshop Report

**I was one of six lucky participants to attend the Zentangle workshop with Michelle Beauchamp.**

Zentangle is a meditative art form which was first developed nine years ago. It has become popular around the world and is easily accessible as it requires only pen, paper and pencil. Zentangle is based on repetitive, intricate, patterns which can be combined in an infinite number of ways. There is no right or wrong and, given time and concentration, everyone can succeed.

Michelle proved to be an experienced, enthusiastic, organised and attentive teacher. In a very short time we were all fully immersed in creating tangles and producing pleasing images on paper tiles. Creating tangles is very relaxing but at the same time it requires complete concentration. It is very satisfying to see the simple strokes combine to make complicated and pleasing patterns with names such as 'tripoli', 'fengle' and 'mooka'. During the workshop participants were very quiet and completely absorbed in their creations. It is indeed a form of meditation!

The clear instructions were the same for everyone but the outcomes were quite different and very beautiful. By the end of the workshop we had each produced five tiles and it was possible to see that each of the six participants had an individual style.


If you are interested to try Zentangle, I very much recommend Michelle as a teacher. To find out more please go to her website. She has published her own book and some of the profits from each sale go to a small village in Myanmar.

Maureen Street

## Michelle Beauchamp



## ZENTANGLE Workshop





# Upcoming Workshops

## JOHN LOVETT - WATERCOLOUR & ACRYLICS WORKSHOP - 2ND/3RD MARCH

John is an internationally acclaimed watercolour and acrylic artist.

As a master of mixed media, he uses ink, gouache and gesso in his artwork.

He regularly contributes to International Artist Magazine and Australian Artist Magazine. He has conducted workshops in Australia, Europe and America where his informal, passionate approach has won him a huge following.

John is the author of "Splashing Paint" and has produced a two hour DVD. He frequently takes students on overseas painting tours.

More information about John's artwork is available on John's website [johnlovett.com](http://johnlovett.com)

**IF YOU ARE INTERESTED  
IN THIS WORKSHOP  
REGISTER SOON!**

John Lovett is a very popular tutor and his workshop is expected to fill quickly.

### COST

(including morning and afternoon tea)

- LAS members: \$225
- Non-members: \$250

### CONTACT

- Carolyn 0418 281 697
- Rachel 0419 304 146



## Art Supplies & Framing

## Sensational Art Store...

QUALITY  
Products

FREE  
Parking

LEVEL  
ACCESS

EXPERT  
Advice

VISIT  
us  
NOW



## Philcam

57 Invermay Road Ph 63347775



**Kim Polley**  
Patron

## LAS Committee 2015

<b>President</b>		
Carlene Bullock	6327 3799	carlene.bullock@gmail.com
<b>Vice President</b>		
Carolyn Riley	6328 1697	carayne@bigpond.com
<b>Secretary</b>		
Carol Hole	6330 3676	clhole1@bigpond.com
<b>Treasurer</b>		
George Green	6331 4787	
<b>W'shop Coordinator</b>		
Carolyn Riley	6328 1697	carayne@bigpond.com
<b>Ass't W'shop coordinator</b>		
Rachel Howell	0419 304 146	rachelbhowell@hotmail.com
<b>Exhibitions Coordinator</b>		
Carlene Bullock	6327 3799	carlene.bullock@gmail.com
<b>Ass't Exhibitions Coordinator</b>		
Lynne Hutchins	6330 1943	brucenlynnehutchins@bigpond.com
<b>Art Beat Editor/Website</b>		
Pauline Winwood	0407 552 578	pjwinwoodphotography@hotmail.com
<b>Membership Officer</b>		
Diana Lord	6391 1490	dllord52@gmail.com
<b>Publicity and Marketing</b>		
Shirley Pitt	0459 980 721	shirleyj48@hotmail.com
<b>Excursions Officer</b>		
John Doyle	6334 8239	johndoyle44@bigpond.com
<b>Committee Members</b>		
Rachel Howell	0419 304 146	rachelbhowell@hotmail.com
Eva Mehegan	6327 2320	
Shirley Pitt	0459 980 721	shirleyj48@hotmail.com
Darren Meader	0429 168 225	meader.darren@gmail.com
Olga Parr	0487 933 798	smile2olga@gmail.com
<b>Non Committee Members</b>		
Phil Austen	6393 6986	austpr@bigpond.com
Ray Pethick (graphic design)	6391 5762	info@raypethick.com.au

**Website** [www.artlas.org.au](http://www.artlas.org.au)

### Advertising Rates Per Issue in ART BEAT

Quarter page \$13; Half page \$25; Full page \$50

A 5% discount is still given to advertisers who place four consecutive insertions of the same advertisement paid in advance and 10% to financial members.

Payments to: The Treasurer, LAS, PO Box 1476, Launceston TAS. 7250

**LAUNCESTON ART SOCIETY INC**  
**MEMBERSHIP APPLICATION [ ] RENEWAL [ ]**  
Annual subscriptions are due for payment each January

**Name: (Mr/ Mrs/Ms/ Miss)** \_\_\_\_\_

**Address** \_\_\_\_\_

\_\_\_\_\_ **P/code** \_\_\_\_\_

**Phone** \_\_\_\_\_

**Mobile** \_\_\_\_\_

**Email** \_\_\_\_\_

**Preferred Painting Medium** Oils [ ] W/colour [ ] Pastel [ ]

Acrylic [ ] M/Media [ ]

**Other** \_\_\_\_\_

**Style of Work:** Contemporary [ ] Traditional [ ] Abstract [ ]

**Other** \_\_\_\_\_

**Do you wish to enter exhibitions?** Yes [ ] No [ ]

### PLEASE TICK APPROPRIATE BOX

**Full Membership** [ ] \$35 per year

Membership includes copies of our quarterly newsletter Art Beat, join in regular painting days, excursions and attend workshops, mini and major. As a full member you are also invited to exhibit with other artists at LAS exhibitions.

**Friends of the Society** [ ] \$15 per year

This is for those who may paint, but do not wish to exhibit their work or participate in workshops, non painters, past painters or simply those in our community with a love of art, who enjoy keeping in touch with local artisans' output.

**Student Membership** [ ] \$12 per year

**Junior** [ ] Age

**Adult Full Time Student** [ ]

*photocopy of current student ID must accompany application*

To encourage students of all ages to join in and experience the joy of exhibiting with other artists.

**Please complete this form & mail with cheque / money order to:**

**The Treasurer**

**Launceston Art Society Inc**

**PO Box 1476 Launceston 7250**

**OR This form can be completed online with payment made by Netbank**

LAS MEMBERSHIP



## 2016

## MEANDERING 2015

CONTINUES AT CCT UNTIL MID FEBRUARY AND THEN AT THE DELORAIN CREATIVE STUDIOS FOR APPROXIMATELY ONE MONTH

**2016** will be a little different as work to install the lift at Eskleigh will commence in January and is expected to be completed in April. Our present storeroom will become part of the lift area so there will be changes.

**TRIPLE A** will be our first exhibition for the year at Eskleigh.

### LAS \$1,000 Acquisitive Prize for the Best Work.

Should we have an award for the best painting that has some connection to The Lift?  
DETAILS IN MARCH ARTBEAT.

## FRAMESAVERS GALLERY AND FRAMING

218 Wellington Street  
(Just down from the Cheesecake Shop)  
Monday - Friday 10am - 5pm or by appointment

### FRAMESAVERS OFFERS UNBEATABLE PRICES FOR QUALITY FRAMES

Custom made with top quality Italian timber mouldings –  
Available in gold, silver, gloss black and white, lime wash, Teak, mahogany,  
walnut, charcoal, natural stain and a range of 14 great colours.

Custom made up to ¼ sheet size (15" x 11" 380 x 280) \$89

Up to ½ sheet size (15" x 22" 530 x 440) \$99



Add a world of colour to your artwork with our range of  
Modi Italian frames. Check our website –

[www.Framesavers.com.au](http://www.Framesavers.com.au)

PHONE 6344 7092



Come upstairs & browse our extensive range of art materials.  
Our friendly, expert, staff will help you with all your art needs.



all things  
to art people

While you are in store join our Art Club...  
members receive points on most items storewide\*  
which can then be redeemed on any art products.

\*Excludes recharge vouchers, newspapers and stamps.

The Mall, Launceston  
Phone 03 6331 3011 [flehman@birchalls.com.au](mailto:flehman@birchalls.com.au)

## WORKSHOP DETAILS

Venue for all workshops (unless stated otherwise):

**Gill & Peter Waddle's Studio**

**35 Collins Street**

**EVANDALE**

**Time** 9.00 am - Set up work stations for 9.30 am start.  
3.30 pm - Reflection before conclusion at 4.00 pm.

**Cost** As per individual workshop - Morning and Afternoon Tea included daily.  
Please advise coordinator of special dietary needs.  
Tea and Coffee provided. BYO own lunch daily.

- See instructions for payment below if you wish to confirm your place in a workshop.

PLEASE USE [carayne@bigpond](mailto:carayne@bigpond) as email contact

### STEPS FOR LODGING YOUR APPLICATION FOR PLACEMENT

Make Your Payment by due date to the Treasurer:

The Treasurer  
George Green  
Launceston Art Society  
PO Box 1476  
Launceston 7250

**OR**

Netbank Deposit  
BSB: 067003  
ACC: 28016820  
Launceston Art Society

(PLEASE remember to include your name and an abbreviated description of deposit eg: McCann w'shop

- Ring or email Carolyn Riley (Workshop Coordinator) for further information:

**P/** 6328 1697 **M/** 0418 281 697 **E/** [carayne@bigpond.com](mailto:carayne@bigpond.com)

- **Where specified, a recommended materials list will be supplied to students on registration.**



If undeliverable return to

**The Launceston Art Society Inc**

PO Box 1476, LAUNCESTON TAS 7250

PRINT POST APPROVED

PRINT  
POST

PP1000002789

POSTAGE  
PAID  
AUSTRALIA